

North Sioux City, SD - 504 River Drive - North Sioux City, SD 57049 - (605) 232-4276

SERVICE FROM	SERVICE TO	BILLING DATE	PRIOR BALANCE	
12/18/2023	1/10/2024	1/22/2024	\$125.76	
METER READING		USAGE	*CODE	AMOUNT
PREVIOUS	PRESENT			
34,875	34,970	9,500	WATER	51.88
		7,500	SEWER	82.85

ACCOUNT NUMBER	STATUS
XXX - XXXXX - X	Active
DUE DATE	AMOUNT DUE
1/22/2024	\$260.49
PENALTY	AFTER DUE DATE PAY
\$0.00	\$260.49


LOCATION:
 PLEASE RETURN BOTTOM STUB WITH PAYMENT
 * SEE REVERSE SIDE FOR CODE EXPLANATION

ACCOUNT NUMBER
XXX - XXXXX - X
DUE DATE
1/22/2024
AFTER DUE DATE PAY
\$260.49
AMOUNT DUE
\$260.49




ADDRESS SERVICE REQUESTED

SAMPLE BILL



****ATTENTION****



FrontDesk is no longer accessible. We are introducing Our New Utility Billing Customer Service Portal

North Sioux City is excited to announce the launch of our **new and improved** Utility customer service portal! Using our new portal, you can:

- Make one-time current or schedule future dated payments
- Schedule your own recurring payment with **Auto Pay**
- Enroll for paperless billing
- View transaction and consumption history
- View your most recent bill
- And manage your communication preferences

Visit our customer service website here to get started today:

www.municipalonlinepayments.com/northsiouxcitysd

E-Billing Enrollment:

Stay on top of your water bill by enrolling for e-Billing! E-Billing allows you to receive your water bill by email each billing cycle. *You can even opt-out of receiving a paper statement.* Follow these steps to get your account enrolled for e-Billing:

- Log into or register for our new customer portal:
www.municipalonlinepayments.com/northsiouxcitysd
- Click on “Contact preferences” on the left side of the screen.
- Under the account address where it shows “Sign up for e-billing”, click the email button and then enter and confirm your email address.
KEEP THE “MAIL PAPER COPY” BUTTON UNCHECKED TO STOP RECEIVING A PAPER BILL
- Click “Update.”

Once enrolled, make sure you add the recommended email addresses listed on the enrollment screen to your email contacts list.

Auto Pay Enrollment:

With Auto Pay, you can schedule your own *recurring* payment each month you have a balance due and give yourself *peace of mind* that your bill will be paid if the funds are available. Follow these steps to schedule your own Auto Pay:

- Log into or register for our new customer portal:
www.municipalonlinepayments.com/northsiouxcitysd
- Click on “Enroll in auto pay” towards the top-center of the screen.
- Choose the day you want your payment to be scheduled for.
- Securely store your preferred payment method.
- Click “Enroll now”.

Once enrolled you will receive confirmation that your account has been enrolled for Auto Pay. *It is still your responsibility to confirm your payment is made by the due date.*

HOW TO CREATE AN ONLINE ACCOUNT:



STEP ONE: REGISTER FOR AN ACCOUNT BY FILLING OUT THE APPROPRIATE INFORMATION



Register

Email required

Password required

Confirm Password required

Name

Phone number

[Register](#) [Cancel](#)

Already have an account? [Login](#)

STEP TWO: GO TO YOUR EMAIL AND CLICK "ACTIVATE ACCOUNT"

New Account Registration

North Sioux City, SD

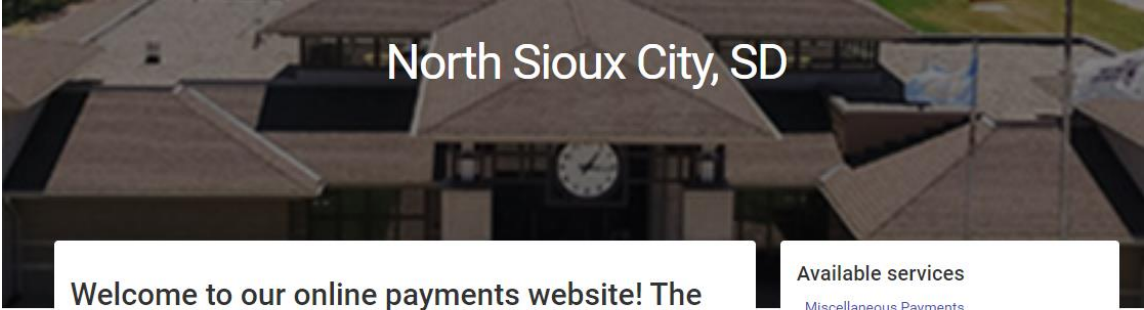
New Account Registration

Welcome to Municipal Online Services! You're receiving this email because you registered an account online. If you did not request this account, please disregard this email.

To activate your account please click the button below:

[Activate Account](#)
1/26/2024 10:56:10 AM

Note: Activation link expires in 24 hours, please log in again to receive a new activation email.



Welcome to our online payments website! The following services are available:

- Utility Billing
- Home Page



STEP THREE: CLICK UTILITY BILLING

Available services

- Miscellaneous Payments
- Utility Billing

Additional links

- Unregister from portal

Welcome

Welcome to our online payments website.

Accounts

You do not have any Utility Billing accounts associated with your login. Add an account to access account details, pay your bills, and manage accounts.

Add account



STEP FOUR: CLICK "ADD ACCOUNT"



Let's find your account

* Account Number

[REDACTED]

Please include all dashes. For example: 01-0101-01

* Last Payment Amount

[REDACTED]

Cancel

Add account

STEP FIVE: ENTER IN YOUR NEW ACCOUNT NUMBER. PLEASE REFER TO YOUR NEW POSTCARD BILL FOR THIS INFORMATION. OR CALL CITY HALL AT 605.232.4276

****MAKE SURE TO ADD THE DASHES EXACTLY WHERE THEY ARE IN YOUR ACCOUNT NUMBER.**

YOU WILL ALSO NEED TO ENTER IN YOUR LAST PAYMENT. YOU CAN CALL THE CITY HALL FOR THIS INFORMATION AS WELL.

Utility Billing

Manage accounts

Account detail

Transactions

Enroll in auto pay

Schedule payment

Your current credit balance is (\$217.64)

Pay now

Last payment (\$55.00) paid 1/22/2024 Thank you! All transactions

Current bill \$97.63 billed 12/20/2023 Active View bill

Announcement Office Hours are Monday through Friday from 8am to 5pm.

Contact us 605-232-4276 Contact us

STEP SIX: YOU ARE IN!!! YOU SHOULD NOW BE ABLE TO VIEW YOUR ACCOUNT. IF YOU HAVE MULTIPLE ACCOUNTS TO ADD, CLICK ON **MANAGE ACCOUNTS ON THE LEFTHAND SIDE.**